



CELLOFOAM®
North America Inc.


GARAGE DOOR INSULATION KIT

Installation Instructions


Cellofoam's Garage Door Insulation Kit is a do-it-yourself garage door thermal insulation kit for homeowners sold through The Home Depot®. Cellofoam's Garage Door Insulation Kit reduces heat transfer through your garage door, which may help lower energy costs and make your garage more comfortable. The do-it-yourself kit contains eight insulation sheets measuring 1¼" x 20" x 54" and covers 60 sq ft, adequate to insulate a typical 9 ft wide residential garage door. Larger doors require additional kits. Cellofoam's Garage Door Insulation Kit contributes an R-value of about 4.6 at 75 deg F and 5.0 at 40 deg F.




Required Tools: utility knife, tape measure, straight edge, safety glasses



Step 1. Measure length between vertical rails A and B



Step 2. Cut each insulation sheet to length



Step 3. Snap off the insulation where cut



Step 4. Insert the excess insulation behind the vertical rails



Step 5. Insert the insulation sheet between the horizontal rails

800-468-3626

www.cellofoam.com